

RADAR

Supporting OER

The screenshot displays the RADAR website interface. At the top, it says 'logged in as public user'. The main content area is titled 'Welcome to RADAR' and includes a search bar and a list of search results. The search results are displayed in a table format with columns for title, date, version, and status.

Results	showing 1 to 10 of 42	1 2 3 4 5 6 7 Next	Last
Accessibility in Practice	A Powerpoint presentation that defines accountability in practice and explores factors that impact on accountability.	Date: 13/10/09 12:18	Version: 1 Status: live
Adding calendar entries	A Camtasia video clip that shows how to add calendar entries to Brookes VLE.	Date: 20/10/09 10:34	Version: 1 Status: live
ASKa 1,2,3 leaflet: Adopting a social constructivist approach to assessment in three easy steps	Do you believe there's more to assessment than passive transmission of standards? Would you like to actively engage your students in the assessment process? Would you like to help your students improve their learning for themselves? If so, why don't you try a social constructivist approach to assessment? It doesn't take up much time, and it works...	Date: 12/10/09 11:47	Version: 1 Status: live
ASKa 1,2,3 leaflet: Cultivating Community - why it's worth doing and three ways of getting there	Who should we cultivate community? Evidence from the literature and practice shows that student involvement and a strong sense of community are highly significant factors in students' academic success.	Date: 12/10/09 11:55	Version: 1 Status: live

16 March 2011

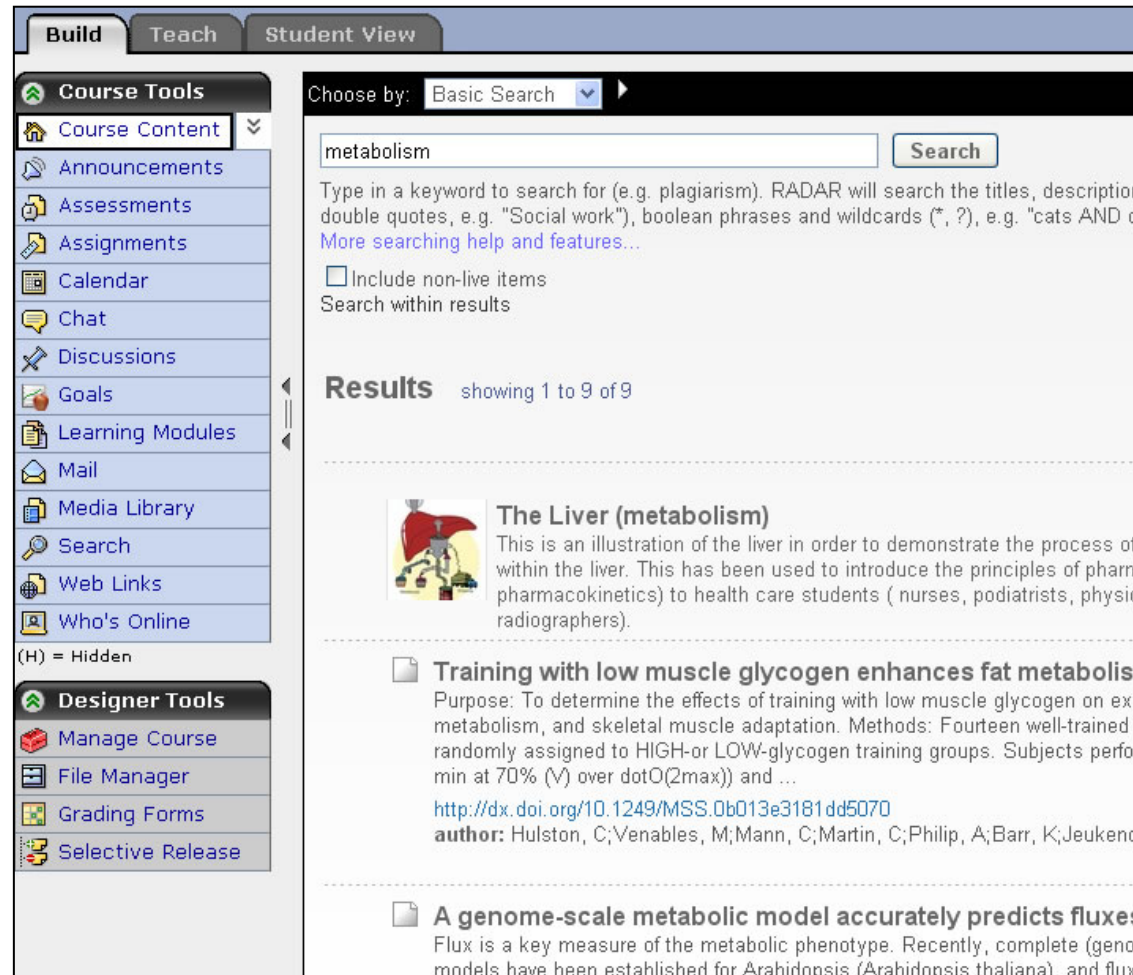
What is RADAR?

R e s e a r c h
A r c h i v e
D i g i t a l
A s s e t
R e p o s i t o r y

Institutional
repository for
Oxford Brookes

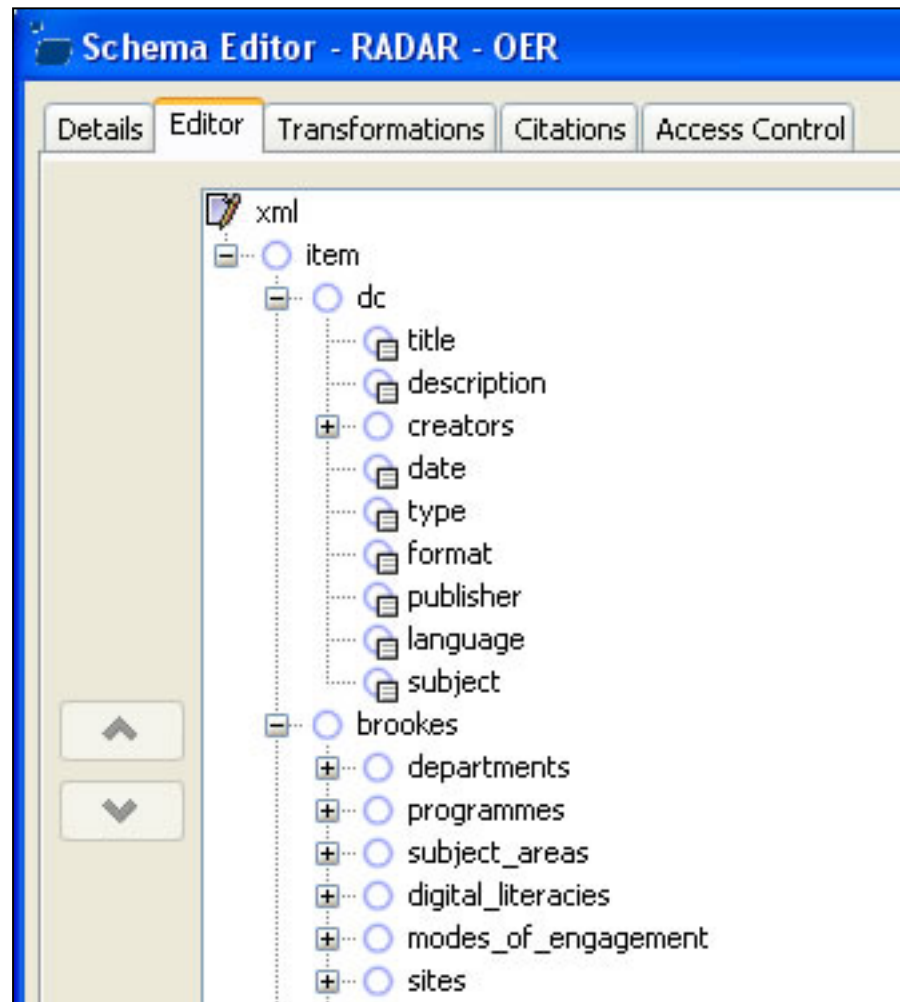
The screenshot shows the RADAR website interface. At the top left is the Oxford Brookes University logo. The top right corner indicates the user is logged in as 'publicuser' with a 'log out' link. A navigation menu on the left includes 'Home' (with links to RADAR Home, Research archive, Teaching collection, and Special collections), 'Search ALL' (with a search box and a 'GO' button), 'About RADAR' (with links to Project webpage, Policies, and Contact us), and 'Login' (with a link for Brookes staff and students). The main content area features a 'Welcome to RADAR' message, a brief description of RADAR as a multi-purpose archive, and links to a student guide and project webpage. Below this is a featured image of a student in a library with the text 'Research: An open archive of Brookes research more...'. To the right, there are sections for 'Popular searches' (listing terms like reflection, vle, Feedback, health, PLATO, motivation, Primates, tumitin, essay, not for profit, plagiarism, harvard, videos, prayer, drug misuse, citing) and 'Latest additions' (listing links to articles on autonomous agents, complex test cases, and collaborative testing services). A 'Latest additions RSS feed' link is also present. At the bottom, there is a 'The collections' section with links and descriptions for 'Research archive', 'Teaching collection', and 'Special collections'. A 'Download the RADAR flyer (PDF)' button is located in the bottom right corner of the main content area.

What is RADAR?



The screenshot displays the RADAR search interface. On the left, there are two main toolbars: 'Course Tools' and 'Designer Tools'. The 'Course Tools' toolbar includes options like Course Content, Announcements, Assessments, Assignments, Calendar, Chat, Discussions, Goals, Learning Modules, Mail, Media Library, Search, Web Links, and Who's Online. The 'Designer Tools' toolbar includes Manage Course, File Manager, Grading Forms, and Selective Release. The main search area has a 'Choose by:' dropdown set to 'Basic Search'. A search input field contains the word 'metabolism', and a 'Search' button is to its right. Below the search bar, there is a brief explanation of the search function and a checkbox for 'Include non-live items'. The search results are displayed under the heading 'Results showing 1 to 9 of 9'. The first result is titled 'The Liver (metabolism)' and includes an illustration of a liver. The second result is 'Training with low muscle glycogen enhances fat metabolism' and includes a purpose statement, methods, a DOI link, and author information. The third result is 'A genome-scale metabolic model accurately predicts fluxes'.

What is RADAR?




What is RADAR?

Author(s)	Lindsay Williams Abigail Ball Berry O'Donovan
Resource type	moving image
Collection	Brookes Virtual help resources
Resource designed for	students
Notes	Running time 8 min 46 secs
URL	<input type="text" value="http://radar.brookes.ac.uk/radar/items/efcffe6-018f-60be-ea6a-e5dde7bcd55c/1/"/>
Copyright	Copyright Oxford Brookes University
Licence	These materials are available for copying, use and re-use under the Creative Commons Licence: Attribution-Non-Commercial-No Derivative Works 2.0 UK: England and Wales

What is RADAR?

Brookes research



OXFORD
BROOKES
UNIVERSITY

Home

- ▶ RADAR Home
- ▶ Media streaming
- ▶ Research archive
- ▶ Teaching collection
- ▶ Special collections

Search ALL

Enter a keyword

Search


- ▶ Home ▶ Research archive

Research archive

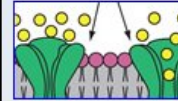
Browse by:

- [Year](#)
- [Author](#)
- [School](#)

What is RADAR?



Teaching materials



Ion channels

This is an illustration of an Ion Channel in its open and closed state. This has been used to introduce the principles of pharmacology to health care students (nurses, physiotherapists, podiatrists & radiographers).



Cycle of reflection

The reflective cycle is a commonly used framework to guide you through the process of reflection. It is important to note that the end point of the reflective cycle is an action plan and that any identified learning can be applied to your future practice.



Load and the human body

An animation that shows how the position of a load limits the weight that can be carried. Using an animated character, the weights a person can carry without undue strain are demonstrated. They range from head to toe and whether the load is close or far way from the body. There are different weights for males and females.

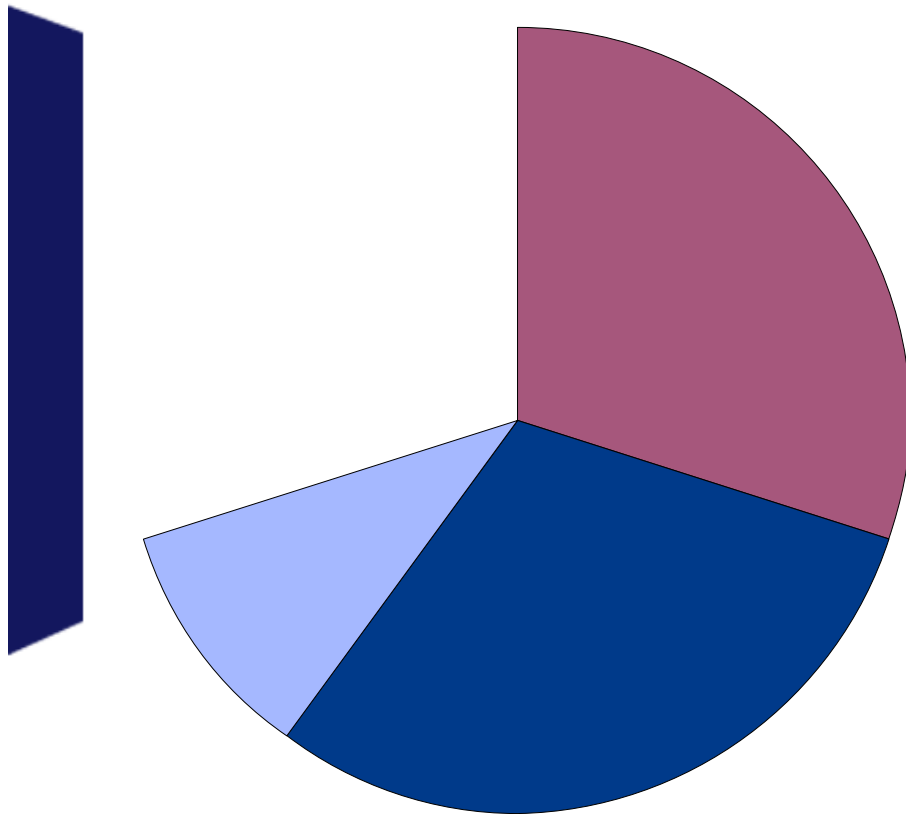


The liver and metabolism

This is an illustration of the liver in order to demonstrate the process of metabolism of drugs within the liver. This has been used to introduce the principles of pharmacology (pharmacokinetics) to health care students (nurses, podiatrists, physiotherapists & radiographers).

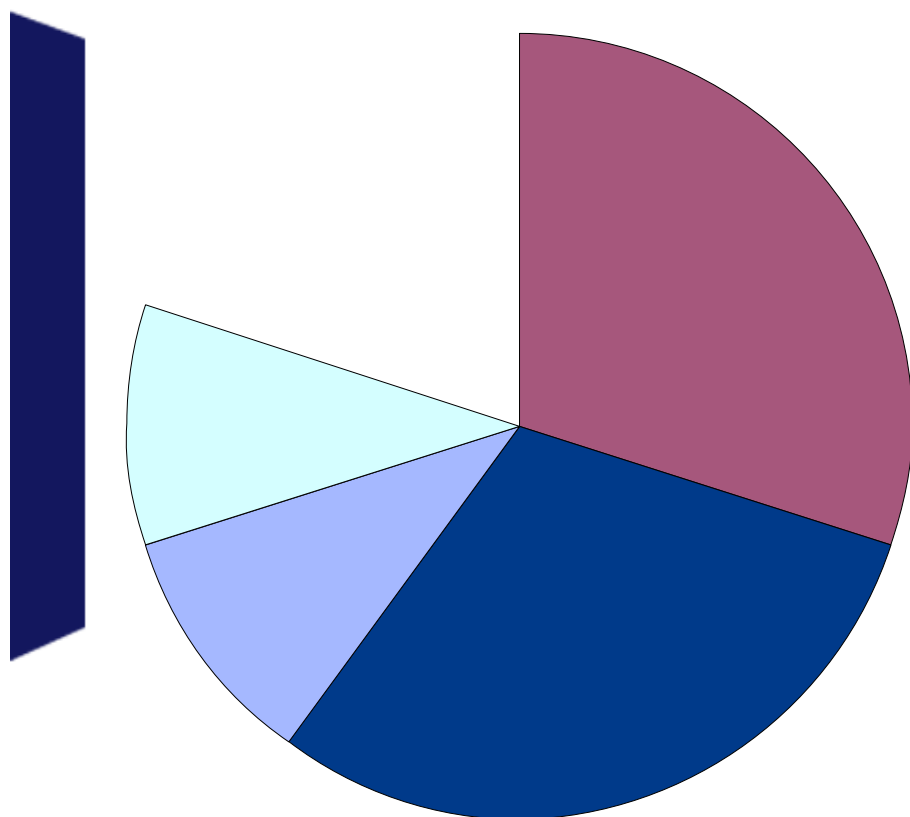
What is RADAR?

Photos



What is RADAR?

Cartoons



Nursing

Two drawings of a nurse at the bedside of a patient



Phish1

two cartoons to warn users about guarding passwords and other personal details.



The Digilit series

A series of tongue in cheek images to support an on-line course in Digital Literacy.

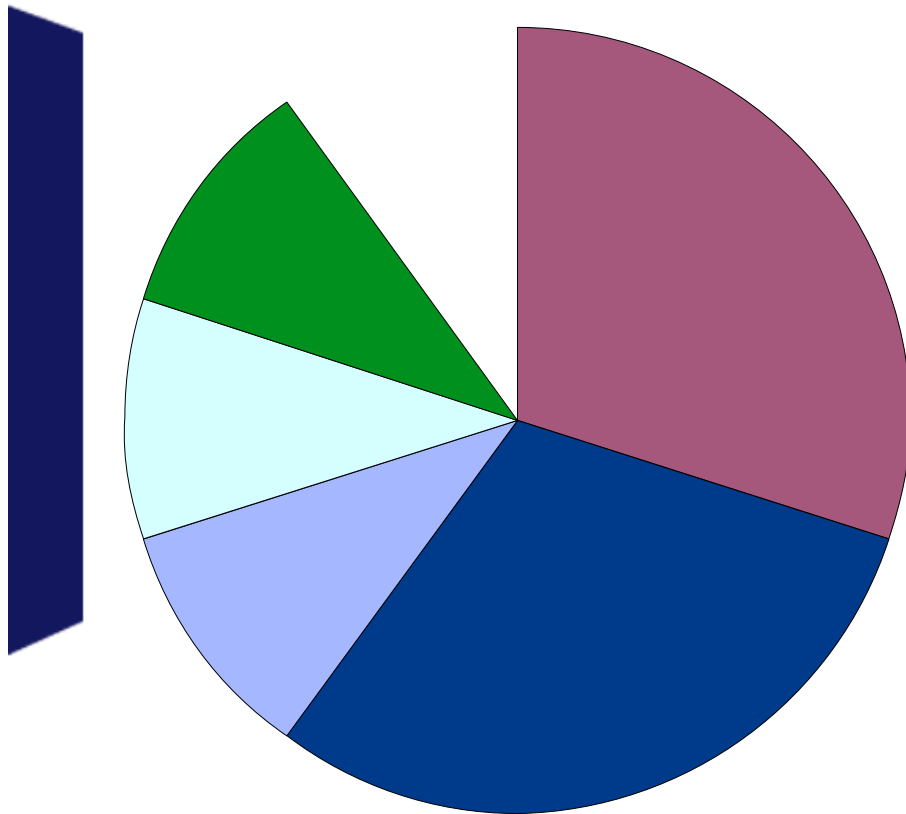


Keep off the building site

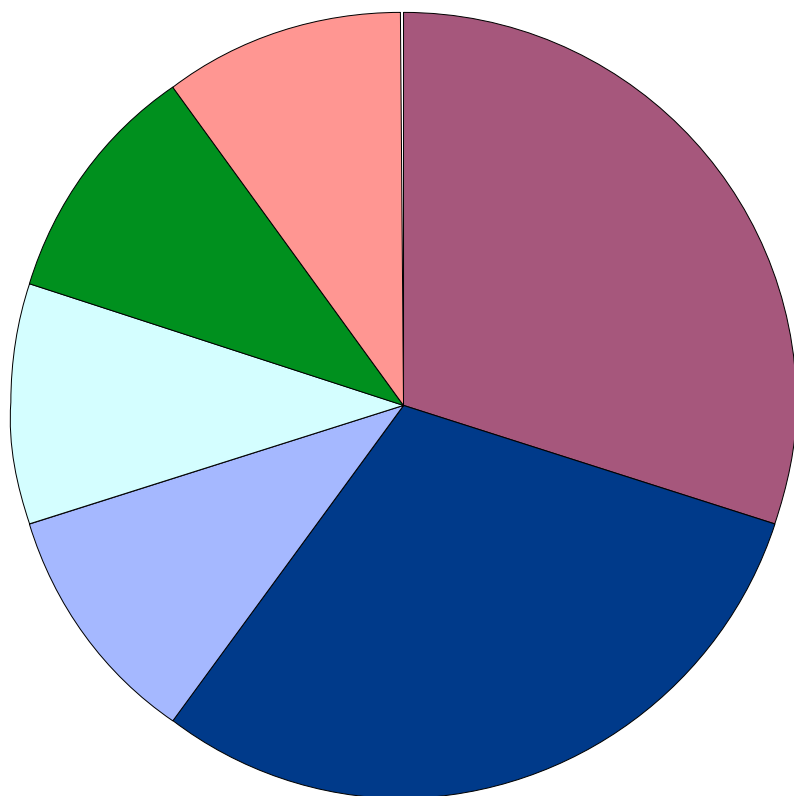
a cartoon to give the Summer School students a gentle reminder of the dangers of the building site on campus.

What is RADAR?

VLE help materials



What is RADAR?



Taster materials

Dimensions of health

The definitions from Blaxter's findings illustrate the wide scope of health and link to the range of dimensions listed below:

- physical health,
- mental health
- emotional health
- social health
- spiritual health
- societal health

(Ewles and Simnett 2003)



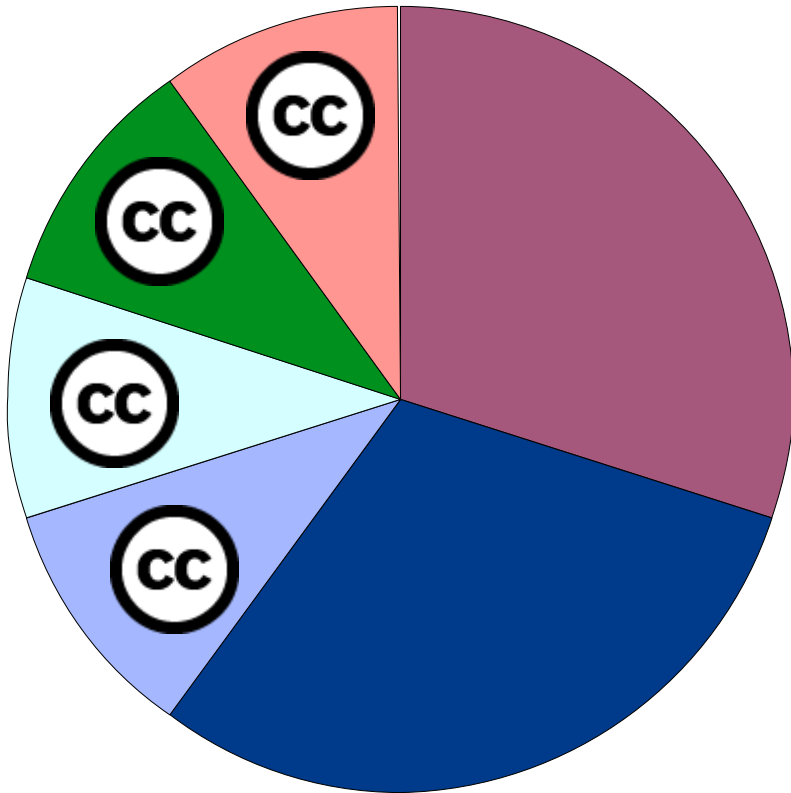
self study

Dimensions of health

This should take 20 minutes

- 1 Consider each of the dimensions and write on paper what each one means to you
- 2 Consider the question is health the opposite of illness and disease?


What is RADAR?



What supports are needed?



Image by Bob Pomfret, copyright Oxford Brookes University



Slides?
Slides with audio?
Video?

Quicktime?
YouTube?
AVI?

Copyright?

How to
describe my
materials?

A workflow case study



Oxford Brookes University: How to Interpret Turnitin reports

Oxfordbrookes 154 videos

OXFORD BROOKES UNIVERSITY Business School

How to Interpret 'Turnitin' Reports

Lindsay Williams
Senior Lecturer in Business and Management

0:04 / 8:47 CC 360p

Like Add to Share Embed **1,192**

Uploaded by Oxfordbrookes on Feb 16, 2011

Lindsay Williams, Senior Lecturer in Business and Management, discusses 2 likes, 0 dislikes

A workflow case study

Process	Who was involved?
Specification	E-learning advisor School academic staff

A workflow case study

Process	Who was involved?
Specification	E-learning advisor School academic staff
Production	School academic staff AV

A workflow case study

Process	Who was involved?
Specification	E-learning advisor School academic staff
Production	School academic staff AV
Delivery	E-learning advisor RADAR team Corporate Affairs Graphics Workshop

A workflow case study

Process	Who was involved?
Specification	E-learning advisor School academic staff
Production	School academic staff AV
Delivery	E-learning advisor RADAR team Corporate Affairs Graphics Workshop
Promotion	E-learning advisor RADAR team Corporate Affairs

Lessons learnt

- Resources are presented better if there are agreed conventions (file formats, writing styles, ways to link to other resources)

Lessons learnt

- Resources are presented better if there are agreed conventions (file formats, writing styles, ways to link to other resources)
- Close-working between staff, learning technologists, central e-learning staff, AV and marketing

Lessons learnt

- Resources are presented better if there are agreed conventions (file formats, writing styles, ways to link to other resources)
- Close-working between staff, learning technologists, central e-learning staff, AV and marketing
- Academic staff need appropriate support in how to specify, produce and promote OER resources; this support is mostly technical and pedagogic

Lessons learnt

- Resources are presented better if there are agreed conventions (file formats, writing styles, ways to link to other resources)
- Close-working between staff, learning technologists, central e-learning staff, AV and marketing
- Academic staff need appropriate support in how to specify, produce and promote OER resources; this support is mostly technical and pedagogic
- There needs to be a structured workflow, so staff are guided through the production process from start to finish



RADAR webpage

www.brookes.ac.uk/go/radar

RADAR project team

radar@brookes.ac.uk

Steve Burholt

E-learning systems developer

srburholt@brookes.ac.uk