




Appendix 2 Politics in Spires Survey

The politicsinspires.org survey was circulated via departmental email lists to academics, graduates and undergraduate students. The survey was open for 2 weeks. Responses were low – just 8 responses (no academics, 3 graduate students and 5 undergraduates). The survey results are provided at the end and the most popular responses are summarised below:

| | |
|--|--|
| Online resources used: | Library catalogues (SOLO), Ebooks (NetLibrary or Oxford Scholarship Online), Ejournal packages |
| Choosing academic journals: | mainly from reading lists or recommendations by tutors |
| Journals read: | several chosen (esp by undergraduates, but the three most popular were American Journal of Political Science, Annual Review of Political Science, and American Political Science Review). |
| Newspapers: | all read newspapers online, those listed which do not exist in our feed The Guardian, Washington Post, Financial Times, China Daily, Straits Times, Le Monde, The Economist (no decent feed), Independent, New Statesman, Times of India, The Times, Tages-Anzeiger. |
| Other online resources: | most popular included BBC Politics, Aljazeera |
| Factors influencing use of politicsinspires.org: | frequency of content, coverage of global issues, relevance of content to course (undergrads), quality of materials |
| Most value about the site: | ability to contribute blog posts (graduates), engage with high profile academics, recognition for contributions (graduates), to hear podcasts (undergrads) |
| How would you want to customise the site? | Create subject specific searches, ability to search by sub-topics |




1. Which of the following options best describes you?

| | | Response Percent | Response Count |
|--------------------------------|--|------------------|----------------|
| I am an academic | | 0.0% | 0 |
| I am an undergraduate student | | 0.0% | 0 |
| I am a graduate student |  | 100.0% | 3 |
| answered question | | | 3 |
| skipped question | | | 0 |



2. Which online library resources do you currently use for your study and research?

| | I use these | I've heard of these | I'm not aware of these | Response Count |
|---|-------------------|---------------------|------------------------|----------------|
| Library catalogues - SOLO | 100.0% (3) | 0.0% (0) | 0.0% (0) | 3 |
| Ebooks (e.g. Netlibrary or Oxford Scholarship Online) | 100.0% (3) | 0.0% (0) | 0.0% (0) | 3 |
| Ejournal packages such as Jstor | 100.0% (3) | 0.0% (0) | 0.0% (0) | 3 |
| Databases for finding scholarly papers (e.g. Social Sciences Citation Index or Worldwide Political Science Abstracts) | 66.7% (2) | 0.0% (0) | 33.3% (1) | 3 |
| Online reference works (such as International Encyclopedia of the Social & Behavioral Sciences) | 33.3% (1) | 33.3% (1) | 33.3% (1) | 3 |
| Data archives (e.g. the Economic and Social Data Service) | 0.0% (0) | 66.7% (2) | 33.3% (1) | 3 |
| answered question | | | | 3 |
| skipped question | | | | 0 |

3. How do you choose which academic journal articles to read?

| | | Response Percent | Response Count |
|---|---|--------------------------|-------------------|
| Cited on reading lists/recommended by tutors |  | 33.3% | 1 |
| Recommended by friends and colleagues | | 0.0% | 0 |
| Browse journals in the library | | 0.0% | 0 |
| Search/browse online tables of contents (e.g. ticTOCs) | | 0.0% | 0 |
| Receive notifications of new articles via RSS feeds | | 0.0% | 0 |
| Following references from the bibliographies of other articles |  | 33.3% | 1 |
| Google Scholar | | 0.0% | 0 |
| Bibliographic library databases |  | 33.3% | 1 |
| | Other (please specify) | | 1 |
| | | answered question | 3 |
| | | skipped question | 0 |

4. Which journals do you search/read? Select all those that apply


| | | Response Percent | Response Count |
|--|--|------------------|----------------|
| Political Analysis | | 0.0% | 0 |
| American Political Science Review |  | 100.0% | 1 |
| Annual Review of Political Science | | 0.0% | 0 |
| American Journal of Political Science |  | 100.0% | 1 |
| Journal of Peace Research | | 0.0% | 0 |
| Journal of Conflict Resolution | | 0.0% | 0 |
| British Journal of Political Science | | 0.0% | 0 |
| West European Politics | | 0.0% | 0 |

Other (please specify) 1

answered question 1

skipped question 2

5. Do you regularly read a newspaper?

| | | Response Percent | Response Count |
|---------------|--|------------------|----------------|
| Online |  | 100.0% | 3 |
| In print | | 0.0% | 0 |

Which one? 2



answered question 3

skipped question 0

6. Other online sources - please tick if you visit any of the following for the purpose of study

| | | Response Percent | Response Count |
|---|-------------------------------------|------------------|----------------|
| http://www.parliament.uk/ | <input type="checkbox"/> | 0.0% | 0 |
| http://www.parliament.uk/business/publications/hansard/ | <input type="checkbox"/> | 0.0% | 0 |
| http://www.bbc.co.uk/news/politics/ | <input checked="" type="checkbox"/> | 50.0% | 1 |
| http://news.sky.com/skynews/Politics | <input type="checkbox"/> | 0.0% | 0 |
| http://edition.cnn.com/ | <input type="checkbox"/> | 0.0% | 0 |
| http://english.aljazeera.net/ | <input type="checkbox"/> | 0.0% | 0 |
| iTunesU | <input type="checkbox"/> | 0.0% | 0 |
| http://podcasts.ox.ac.uk/ | <input type="checkbox"/> | 0.0% | 0 |
| http://www.intute.ac.uk/politics/ | <input type="checkbox"/> | 0.0% | 0 |
| Library newspaper databases e.g. Nexis UK or Factiva | <input checked="" type="checkbox"/> | 50.0% | 1 |
| http://openlearn.open.ac.uk/ | <input type="checkbox"/> | 0.0% | 0 |
| http://ocw.mit.edu | <input type="checkbox"/> | 0.0% | 0 |
| http://www.oercommons.org/ | <input type="checkbox"/> | 0.0% | 0 |
| | Other (please specify) | | 0 |
| answered question | | | 2 |
| skipped question | | | 1 |

7. Are you familiar with the Creative Commons licence or the term Open Educational Resources?

| | | Response Percent | Response Count |
|--------------------------|---|------------------|----------------|
| Yes |  | 33.3% | 1 |
| No |  | 66.7% | 2 |
| answered question | | | 3 |
| skipped question | | | 0 |

8. What would be the key factors influencing your use of <http://politicsinspires.org>?

| | Low value | | High value | | Rating Average | Response Count |
|---|------------------|------------------|------------------|------------------|----------------|----------------|
| Frequency of content | 0.0% (0) | 0.0% (0) | 33.3% (1) | 66.7% (2) | 3.67 | 3 |
| Coverage of global political issues | 0.0% (0) | 0.0% (0) | 66.7% (2) | 33.3% (1) | 3.33 | 3 |
| Relevance of content to course | 33.3% (1) | 33.3% (1) | 0.0% (0) | 33.3% (1) | 2.33 | 3 |
| Recommendation by tutor | 33.3% (1) | 33.3% (1) | 0.0% (0) | 33.3% (1) | 2.33 | 3 |
| Recommendation by other students | 0.0% (0) | 66.7% (2) | 0.0% (0) | 33.3% (1) | 2.67 | 3 |
| Quality of materials | 0.0% (0) | 0.0% (0) | 33.3% (1) | 66.7% (2) | 3.67 | 3 |
| Evidence of peer review | 33.3% (1) | 33.3% (1) | 33.3% (1) | 0.0% (0) | 2.00 | 3 |
| Introductions to key concepts | 33.3% (1) | 0.0% (0) | 66.7% (2) | 0.0% (0) | 2.33 | 3 |
| A way to view materials from other Universities | 33.3% (1) | 0.0% (0) | 33.3% (1) | 33.3% (1) | 2.67 | 3 |
| Ability to reuse the content under Creative Commons licence | 66.7% (2) | 33.3% (1) | 0.0% (0) | 0.0% (0) | 1.33 | 3 |
| Other (please specify) | | | | | | 0 |
| answered question | | | | | | 3 |
| skipped question | | | | | | 0 |








9. What would you value about the site?







| | Low value | | High value | | Rating Average | Response Count |
|---|------------------|------------------|------------------|--------------------------|----------------|----------------|
| The ability to contribute blog posts | 0.0% (0) | 0.0% (0) | 33.3% (1) | 66.7% (2) | 3.67 | 3 |
| The ability to contribute comments on blog posts | 0.0% (0) | 33.3% (1) | 33.3% (1) | 33.3% (1) | 3.00 | 3 |
| The ability to engage with high profile academics | 0.0% (0) | 0.0% (0) | 33.3% (1) | 66.7% (2) | 3.67 | 3 |
| To be part of a community of users | 0.0% (0) | 0.0% (0) | 33.3% (1) | 66.7% (2) | 3.67 | 3 |
| Recognition for contributions | 0.0% (0) | 0.0% (0) | 0.0% (0) | 100.0% (3) | 4.00 | 3 |
| To hear podcasts specifically related to my course | 33.3% (1) | 66.7% (2) | 0.0% (0) | 0.0% (0) | 1.67 | 3 |
| To hear podcasts from a wider range of politics topics | 0.0% (0) | 66.7% (2) | 0.0% (0) | 33.3% (1) | 2.67 | 3 |
| To hear research talks | 0.0% (0) | 0.0% (0) | 66.7% (2) | 33.3% (1) | 3.33 | 3 |
| The ability to reuse the content under Creative Commons licence | 33.3% (1) | 33.3% (1) | 33.3% (1) | 0.0% (0) | 2.00 | 3 |
| | | | | Other (please specify) | | 0 |
| | | | | answered question | | 3 |
| | | | | skipped question | | 0 |

10. If you could customise the site what would you most value?






| | Low value | | | High value | | Rating Average | Response Count |
|--|------------------|------------------|------------------|------------------------|--|----------------|----------------|
| The ability to customise for your own interests | 0.0% (0) | 66.7% (2) | 33.3% (1) | 0.0% (0) | | 2.33 | 3 |
| The ability to create subject-specific searches | 0.0% (0) | 0.0% (0) | 0.0% (0) | 100.0% (3) | | 4.00 | 3 |
| The ability to search by sub-topics | 0.0% (0) | 0.0% (0) | 66.7% (2) | 33.3% (1) | | 3.33 | 3 |
| The ability to have alerts when new material is posted | 0.0% (0) | 0.0% (0) | 66.7% (2) | 33.3% (1) | | 3.33 | 3 |
| The ability to add recommendations or ratings to the content | 33.3% (1) | 33.3% (1) | 33.3% (1) | 0.0% (0) | | 2.00 | 3 |
| | | | | Other (please specify) | | | 0 |
| answered question | | | | | | | 3 |
| skipped question | | | | | | | 0 |

11. These are the subject categories used on <http://politicsinspires.org>. Please select the five that would most interest you.

| | | Response Percent | Response Count |
|-----------------------------|---|------------------|----------------|
| Africa | | 0.0% | 0 |
| Asia/Pacific |  | 66.7% | 2 |
| Comparative Politics | | 0.0% | 0 |
| Defence | | 0.0% | 0 |
| Democracy | | 0.0% | 0 |
| Development |  | 33.3% | 1 |
| Diplomacy | | 0.0% | 0 |
| Editorial | | 0.0% | 0 |
| Ethics |  | 66.7% | 2 |
| Europe | | 0.0% | 0 |
| European Union | | 0.0% | 0 |
| Foreign Policy | | 0.0% | 0 |
| Gender |  | 33.3% | 1 |
| Globalisation |  | 33.3% | 1 |
| Governance |  | 33.3% | 1 |
| Identity Politics | | 0.0% | 0 |
| Intelligence | | 0.0% | 0 |
| International History | | 0.0% | 0 |
| International Organisations | | 0.0% | 0 |
| International Relations |  | 33.3% | 1 |
| International studies | | 0.0% | 0 |
| Latin America | | 0.0% | 0 |
| Media | | 0.0% | 0 |
| Middle East | | 0.0% | 0 |

| | | | |
|-------------------------------|---|-------|----------|
| Military | | 0.0% | 0 |
| Non-Governmental Organisation | | 0.0% | 0 |
| North America | | 0.0% | 0 |
| Peace | | 0.0% | 0 |
| Political Economy |  | 33.3% | 1 |
| Political Philosophy |  | 33.3% | 1 |
| Political Sociology |  | 33.3% | 1 |
| Political Theory |  | 33.3% | 1 |
| Post-Conflict | | 0.0% | 0 |
| Public Administration | | 0.0% | 0 |
| Public Policy | | 0.0% | 0 |
| Religion |  | 33.3% | 1 |
| Security and Insecurity | | 0.0% | 0 |
| Terrorism | | 0.0% | 0 |
| The State | | 0.0% | 0 |
| United Kingdom | | 0.0% | 0 |
| United Nations |  | 33.3% | 1 |
| United States | | 0.0% | 0 |
| War | | 0.0% | 0 |
| answered question | | | 3 |
| skipped question | | | 0 |

12. How do you keep informed of things within the department? Select all that apply

| | | Response Percent | Response Count |
|------------------------|--|------------------|----------------|
| Email alerts |  | 100.0% | 3 |
| Department website |  | 33.3% | 1 |
| Department email lists |  | 100.0% | 3 |
| Facebook | | 0.0% | 0 |
| Twitter | | 0.0% | 0 |
| Bookmarks | | 0.0% | 0 |
| Word of mouth |  | 66.7% | 2 |
| Library posters | | 0.0% | 0 |
| Departmental posters |  | 100.0% | 3 |

Other (please specify) 1

answered question 3

skipped question 0

13. What other items would you suggest we could add to the site?

| | Response Count |
|-------------------|----------------|
| | 0 |
| answered question | 0 |
| skipped question | 3 |

Page 2, Q3. How do you choose which academic journal articles to read?

| | | |
|---|---|----------------------|
| 1 | I use all of these methods except browsing hard copy journals in the library. | May 18, 2011 2:58 PM |
|---|---|----------------------|

Page 2, Q4. Which journals do you search/read? Select all those that apply

| | | |
|---|---|----------------------|
| 1 | Review of International Studies Global Governance Global Environmental Politics International Studies Review | May 19, 2011 5:55 PM |
|---|---|----------------------|

Page 2, Q5. Do you regularly read a newspaper?

| | | |
|---|---|----------------------|
| 1 | Guardian | May 19, 2011 5:27 PM |
| 2 | NYT, Wash Post, Financial Times, China Daily, Straits Times | May 18, 2011 2:58 PM |

Page 2, Q12. How do you keep informed of things within the department? Select all that apply

| | | |
|---|---|----------------------|
| 1 | Since Marga Lyall left, I'm never sure if I've missed something - with Marga, I trusted her to make sure that we were kept abreast of things within the department. | May 19, 2011 5:55 PM |
|---|---|----------------------|




1. Which of the following options best describes you?

| | Response Percent | Response Count |
|--------------------------------------|------------------|----------------|
| I am an academic | 0.0% | 0 |
| I am an undergraduate student | 100.0% | 5 |
| I am a graduate student | 0.0% | 0 |
| answered question | | 5 |
| skipped question | | 0 |









2. Which online library resources do you currently use for your study and research?

| | I use these | I've heard of these | I'm not aware of these | Response Count |
|---|-------------------|---------------------|------------------------|----------------|
| Library catalogues - SOLO | 100.0% (5) | 0.0% (0) | 0.0% (0) | 5 |
| Ebooks (e.g. Netlibrary or Oxford Scholarship Online) | 100.0% (5) | 0.0% (0) | 0.0% (0) | 5 |
| Ejournal packages such as Jstor | 80.0% (4) | 20.0% (1) | 0.0% (0) | 5 |
| Databases for finding scholarly papers (e.g. Social Sciences Citation Index or Worldwide Political Science Abstracts) | 40.0% (2) | 40.0% (2) | 20.0% (1) | 5 |
| Online reference works (such as International Encyclopedia of the Social & Behavioral Sciences) | 40.0% (2) | 60.0% (3) | 0.0% (0) | 5 |
| Data archives (e.g. the Economic and Social Data Service) | 0.0% (0) | 80.0% (4) | 20.0% (1) | 5 |
| answered question | | | | 5 |
| skipped question | | | | 0 |

3. How do you choose which academic journal articles to read?

| | | Response Percent | Response Count |
|--|---|---------------------|-------------------|
| Cited on reading lists/recommended by tutors |  | 60.0% | 3 |
| Recommended by friends and colleagues | | 0.0% | 0 |
| Browse journals in the library | | 0.0% | 0 |
| Search/browse online tables of contents (e.g. ticTOCs) | | 0.0% | 0 |
| Receive notifications of new articles via RSS feeds | | 0.0% | 0 |
| Following references from the bibliographies of other articles |  | 20.0% | 1 |
| Google Scholar |  | 20.0% | 1 |
| Bibliographic library databases | | 0.0% | 0 |
| | Other (please specify) | | 0 |
| answered question | | | 5 |
| skipped question | | | 0 |

4. Which journals do you search/read? Select all those that apply



| | | Response Percent | Response Count |
|--|--|------------------|----------------|
| Political Analysis |  | 20.0% | 1 |
| American Political Science Review |  | 60.0% | 3 |
| Annual Review of Political Science |  | 80.0% | 4 |
| American Journal of Political Science |  | 100.0% | 5 |
| Journal of Peace Research |  | 20.0% | 1 |
| Journal of Conflict Resolution |  | 40.0% | 2 |
| British Journal of Political Science |  | 60.0% | 3 |
| West European Politics |  | 20.0% | 1 |

Other (please specify) 2

answered question 5

skipped question 0

5. Do you regularly read a newspaper?

| | | Response Percent | Response Count |
|----------|--|------------------|----------------|
| Online |  | 100.0% | 5 |
| In print |  | 60.0% | 3 |

Which one? 5

answered question 5

skipped question 0

6. Other online sources - please tick if you visit any of the following for the purpose of study

| | | Response Percent | Response Count |
|---|-------------------------------------|------------------|----------------|
| http://www.parliament.uk/ | <input type="checkbox"/> | 20.0% | 1 |
| http://www.parliament.uk/business/publications/hansard/ | <input type="checkbox"/> | 40.0% | 2 |
| http://www.bbc.co.uk/news/politics/ | <input checked="" type="checkbox"/> | 80.0% | 4 |
| http://news.sky.com/skynews/Politics | <input type="checkbox"/> | 0.0% | 0 |
| http://edition.cnn.com/ | <input type="checkbox"/> | 0.0% | 0 |
| http://english.aljazeera.net/ | <input type="checkbox"/> | 60.0% | 3 |
| iTunesU | <input type="checkbox"/> | 40.0% | 2 |
| http://podcasts.ox.ac.uk/ | <input type="checkbox"/> | 20.0% | 1 |
| http://www.intute.ac.uk/politics/ | <input type="checkbox"/> | 0.0% | 0 |
| Library newspaper databases e.g. Nexis UK or Factiva | <input type="checkbox"/> | 20.0% | 1 |
| http://openlearn.open.ac.uk/ | <input type="checkbox"/> | 0.0% | 0 |
| http://ocw.mit.edu | <input type="checkbox"/> | 0.0% | 0 |
| http://www.oercommons.org/ | <input type="checkbox"/> | 0.0% | 0 |
| | Other (please specify) | | 0 |
| answered question | | | 5 |
| skipped question | | | 0 |

7. Are you familiar with the Creative Commons licence or the term Open Educational Resources?

| | | Response Percent | Response Count |
|--------------------------|-------------------------------------|------------------|----------------|
| Yes | <input checked="" type="checkbox"/> | 80.0% | 4 |
| No | <input type="checkbox"/> | 20.0% | 1 |
| answered question | | | 5 |
| skipped question | | | 0 |

8. What would be the key factors influencing your use of <http://politicsinspires.org>?

| | Low value | | | High value | Rating Average | Response Count |
|---|-----------|------------------|------------------|--------------------------|----------------|----------------|
| Frequency of content | 0.0% (0) | 20.0% (1) | 80.0% (4) | 0.0% (0) | 2.80 | 5 |
| Coverage of global political issues | 0.0% (0) | 0.0% (0) | 20.0% (1) | 80.0% (4) | 3.80 | 5 |
| Relevance of content to course | 0.0% (0) | 20.0% (1) | 0.0% (0) | 80.0% (4) | 3.60 | 5 |
| Recommendation by tutor | 0.0% (0) | 40.0% (2) | 40.0% (2) | 20.0% (1) | 2.80 | 5 |
| Recommendation by other students | 0.0% (0) | 40.0% (2) | 40.0% (2) | 20.0% (1) | 2.80 | 5 |
| Quality of materials | 0.0% (0) | 0.0% (0) | 0.0% (0) | 100.0% (5) | 4.00 | 5 |
| Evidence of peer review | 25.0% (1) | 50.0% (2) | 25.0% (1) | 0.0% (0) | 2.00 | 4 |
| Introductions to key concepts | 0.0% (0) | 0.0% (0) | 60.0% (3) | 40.0% (2) | 3.40 | 5 |
| A way to view materials from other Universities | 0.0% (0) | 40.0% (2) | 20.0% (1) | 40.0% (2) | 3.00 | 5 |
| Ability to reuse the content under Creative Commons licence | 0.0% (0) | 40.0% (2) | 20.0% (1) | 40.0% (2) | 3.00 | 5 |
| | | | | Other (please specify) | | 0 |
| | | | | answered question | | 5 |
| | | | | skipped question | | 0 |













9. What would you value about the site?

| | Low value | | High value | | Rating Average | Response Count |
|---|------------------|------------------|------------------|--------------------------|----------------|----------------|
| The ability to contribute blog posts | 40.0% (2) | 20.0% (1) | 40.0% (2) | 0.0% (0) | 2.00 | 5 |
| The ability to contribute comments on blog posts | 0.0% (0) | 40.0% (2) | 40.0% (2) | 20.0% (1) | 2.80 | 5 |
| The ability to engage with high profile academics | 0.0% (0) | 0.0% (0) | 40.0% (2) | 60.0% (3) | 3.60 | 5 |
| To be part of a community of users | 0.0% (0) | 0.0% (0) | 60.0% (3) | 40.0% (2) | 3.40 | 5 |
| Recognition for contributions | 0.0% (0) | 20.0% (1) | 40.0% (2) | 40.0% (2) | 3.20 | 5 |
| To hear podcasts specifically related to my course | 0.0% (0) | 20.0% (1) | 20.0% (1) | 60.0% (3) | 3.40 | 5 |
| To hear podcasts from a wider range of politics topics | 0.0% (0) | 0.0% (0) | 20.0% (1) | 80.0% (4) | 3.80 | 5 |
| To hear research talks | 0.0% (0) | 0.0% (0) | 40.0% (2) | 60.0% (3) | 3.60 | 5 |
| The ability to reuse the content under Creative Commons licence | 20.0% (1) | 0.0% (0) | 80.0% (4) | 0.0% (0) | 2.60 | 5 |
| | | | | Other (please specify) | | 0 |
| | | | | answered question | | 5 |
| | | | | skipped question | | 0 |

10. If you could customise the site what would you most value?










| | Low value | | | High value | | Rating Average | Response Count | |
|--|-----------|------------------|------------------|------------------|------------------------|----------------|--------------------------|----------|
| The ability to customise for your own interests | 0.0% (0) | 40.0% (2) | 20.0% (1) | 40.0% (2) | | 3.00 | 5 | |
| The ability to create subject-specific searches | 0.0% (0) | 20.0% (1) | 0.0% (0) | 80.0% (4) | | 3.60 | 5 | |
| The ability to search by sub-topics | 0.0% (0) | 20.0% (1) | 20.0% (1) | 60.0% (3) | | 3.40 | 5 | |
| The ability to have alerts when new material is posted | 0.0% (0) | 40.0% (2) | 60.0% (3) | 0.0% (0) | | 2.60 | 5 | |
| The ability to add recommendations or ratings to the content | 20.0% (1) | 20.0% (1) | 60.0% (3) | 0.0% (0) | | 2.40 | 5 | |
| | | | | | Other (please specify) | | 0 | |
| | | | | | | | answered question | 5 |
| | | | | | | | skipped question | 0 |

11. These are the subject categories used on <http://politicsinspires.org>. Please select the five that would most interest you.

| | | Response Percent | Response Count |
|--------------------------------|---|------------------|----------------|
| Africa | | 0.0% | 0 |
| Asia/Pacific |  | 20.0% | 1 |
| Comparative Politics | | 0.0% | 0 |
| Defence |  | 20.0% | 1 |
| Democracy | | 0.0% | 0 |
| Development |  | 40.0% | 2 |
| Diplomacy |  | 20.0% | 1 |
| Editorial | | 0.0% | 0 |
| Ethics |  | 20.0% | 1 |
| Europe | | 0.0% | 0 |
| European Union | | 0.0% | 0 |
| Foreign Policy |  | 40.0% | 2 |
| Gender |  | 20.0% | 1 |
| Globalisation | | 0.0% | 0 |
| Governance |  | 20.0% | 1 |
| Identity Politics |  | 20.0% | 1 |
| Intelligence | | 0.0% | 0 |
| International History | | 0.0% | 0 |
| International Organisations | | 0.0% | 0 |
| International Relations |  | 40.0% | 2 |
| International studies | | 0.0% | 0 |
| Latin America | | 0.0% | 0 |
| Media |  | 20.0% | 1 |
| Middle East |  | 20.0% | 1 |

| | | | |
|-------------------------------|--|--------------|----------|
| Military | | 0.0% | 0 |
| Non-Governmental Organisation | | 0.0% | 0 |
| North America | | 0.0% | 0 |
| Peace | | 0.0% | 0 |
| Political Economy | | 20.0% | 1 |
| Political Philosophy | | 40.0% | 2 |
| Political Sociology | | 40.0% | 2 |
| Political Theory | | 40.0% | 2 |
| Post-Conflict | | 0.0% | 0 |
| Public Administration | | 0.0% | 0 |
| Public Policy | | 0.0% | 0 |
| Religion | | 0.0% | 0 |
| Security and Insecurity | | 20.0% | 1 |
| Terrorism | | 0.0% | 0 |
| The State | | 0.0% | 0 |
| United Kingdom | | 0.0% | 0 |
| United Nations | | 20.0% | 1 |
| United States | | 20.0% | 1 |
| War | | 0.0% | 0 |
| answered question | | | 5 |
| skipped question | | | 0 |

12. How do you keep informed of things within the department? Select all that apply

| | | Response Percent | Response Count |
|--------------------------|---|------------------|----------------|
| Email alerts |  | 60.0% | 3 |
| Department website |  | 60.0% | 3 |
| Department email lists |  | 60.0% | 3 |
| Facebook |  | 20.0% | 1 |
| Twitter |  | 20.0% | 1 |
| Bookmarks |  | 20.0% | 1 |
| Word of mouth |  | 60.0% | 3 |
| Library posters |  | 40.0% | 2 |
| Departmental posters |  | 60.0% | 3 |
| | Other (please specify) | | 0 |
| answered question | | | 5 |
| skipped question | | | 0 |

13. What other items would you suggest we could add to the site?

| | Response Count |
|--------------------------|----------------|
| | 1 |
| answered question | 1 |
| skipped question | 4 |

Page 2, Q4. Which journals do you search/read? Select all those that apply

| | | |
|---|-------------------------|-----------------------|
| 1 | International Relations | May 27, 2011 11:43 AM |
| 2 | MERIP | May 20, 2011 5:17 PM |

Page 2, Q5. Do you regularly read a newspaper?

| | | |
|---|---|-----------------------|
| 1 | Guardian, Le Monde, The Economist | May 27, 2011 11:43 AM |
| 2 | Financial Times | May 27, 2011 10:18 AM |
| 3 | Guardian, Independent, New Statesman, Le Monde Diplomatique, Times of India | May 20, 2011 5:17 PM |
| 4 | Times | May 17, 2011 11:57 AM |
| 5 | Guardian, NY Times, Tages-Anzeiger, Spiegel | May 17, 2011 11:15 AM |

Page 2, Q13. What other items would you suggest we could add to the site?

| | | |
|---|--|-----------------------|
| 1 | Profiles for individual users with contact details, range of interests etc (like a social network) | May 27, 2011 11:43 AM |
|---|--|-----------------------|